

SUMMER SCAVENGER HUNT

INSTANT MEETING
AGES: 5 - 6

Goal: A fun and active game that encourages teamwork and observation.

Program Areas Covered:
Let's Play a Game

Location: A nearby park, preferably one with a playground.

Preparation Time: 15 Minutes

MATERIALS NEEDED

- Pencils
- Printable scavenger hunt page
- A whistle

OPENING

If the weather is nice, take your group out for some fresh air and fun in the park. Lead the Opening either at your usual meeting place or at the park. Then tell the group that they will be doing a fun and active scavenger hunt! Tell them that for this activity they will need to keep their eyes peeled and will need to work together. Have them sing the Buddies and Pals from the Sparks Guider Program Book to get them into the teamwork spirit.

SCAVENGER HUNT

1 Have the group divide into teams of two or three. Give them their scavenger hunt list found on pages 2-4 and pencils.








3 The teams should try to spot or do at least 5 items on the list. Some of the items on the list will involve finding objects and some items will involve doing actions.





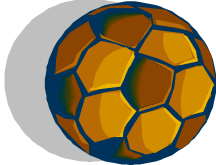


2 Clearly point out the safe boundaries of where the teams can explore, and then send them on their way.

4 When the teams find an item or complete an action on the list, have them draw a picture of it in the designated box. When the time is up, blow the whistle to get the teams' attention. When the teams return, have them compare their findings with one another.










SUMMER PARK SCAVENGER HUNT LIST

 Pinecone	
 Ladybug	
 Dandelion	
 Feather	
 Caterpillar	
 Butterfly	
 Bird	

 <p>Dog Walker</p>	
 <p>Frisbee</p>	
 <p>Picnic Table</p>	
 <p>Rock</p>	
 <p>Ball</p>	
 <p>Baby Stroller</p>	
 <p>Bee</p>	



SCAVENGER HUNT ACTIONS LIST

 <p>Slide Down a Slide</p>	
 <p>Hug a Tree</p>	
 <p>Drink From a Water Fountain</p>	
 <p>High Five Another Team</p>	
 <p>Swing 3 Times On the Swings</p>	
 <p>Bury a Rock in the Sand</p>	
 <p>Pick a Flower</p>	

SNACK

Why not enjoy the nice weather by sharing a healthy snack with your kids outside?

Ants on A Log:

You'll need:

- Celery
- Cream cheese (*hummus or Cheeze Whiz works too*)
- Raisins
- A knife

First you wash the celery and cut it into sections. Then, you spread the cream cheese along the side of the celery. Finally, press the raisins into the cheese so that they look like little ants crawling across a log. Enjoy!

CLOSING

Congratulate the group for completing their scavenger hunts! Enjoy your usual Closing in the sunshine.

BIBLIOGRAPHY

<http://www.momswhothink.com/kids-crafts/scavenger-hunt-ideas.html>

Disclaimer: Every effort has been made to trace the origins of some of the images in this document and to obtain clearance where necessary. If, despite this, any copyright has been infringed unwittingly, we apologize and ask to be informed in order that we may obtain the necessary permission.